

2026 EV6 GT-LINE AWD (EV6 Long Range AWD 20in Tire)

MODEL/OPT.CODE: NAE5465 / 14
 EXTERIOR COLOR: GLACIAL WHITE PEARL
 INTERIOR COLOR: BLACK
 VEHICLE ID NUMBER: 5XYC4DJC7TG017054
 PORT OF ENTRY: WEST POINT

Sold To: CA261
 Capitol Kia
 755 CAPITOL EXPRESSWAY
 SAN JOSE CA 95136

Ship To: CA261



STANDARD FEATURES

STANDARD GT-LINE RWD FEATURES

MECHANICAL
 84 kWh Lithium Ion Battery
 Single Electric Motor (225hp)
 On-Board Power Generator (V2L)
 NACS Charge Port
 Dual Voltage Portable Charging Cable & AC Charging Adapter

ADVANCED DRIVER-ASSISTANCE SYSTEMS

Forward Collision-Avoidance Assist - Fusion Plus
 Blind-Spot Collision-Avoidance Assist
 Rear Cross-Traffic Collision-Avoidance Assist
 Lane Keeping Assist & Lane Following Assist
 Safe Exit Assist & Highway Driving Assist 2
 Parking Distance Warning - Forward / Reverse / Side
 Parking Collision-Avoidance Assist - Fwd / Reverse / Side
 Surround View Monitor & Blind-Spot View Monitor
 Smart Cruise Control w/Stop & Go
 Remote Smart Parking Assist 2

SAFETY

Dual Front Advanced Airbags & Driver's Knee Airbag
 Front and Rear Seat-Mounted Side Airbags
 Full-Length Side Curtain Airbags

INTERIOR, COMFORT & CONVENIENCE

Dual 12.3" Screen Panoramic Display w/ Navigation
 Wireless Android Auto & Apple CarPlay
 Kia Connect w/Comp 3-Yr Ultimate.* Where Available**
 SIRIUSXM® w/Free 3-Mo. Subscription*
 Head-Up Display
 Meridian Premium Audio System
 Smart Key w/ Push Button & Remote Start
 Heated & Ventilated Power Adjustable Front Seats
 Smartphone Digital Key* (Requires Kia Connect**)

EXTERIOR

19" Alloy Wheels w/ Black Finish
 Power Sunroof
 Smart Power Liftgate
 Rear Privacy Glass and Rear Spoiler
 Towing Package Pre-Wiring
 Tire Mobility Kit (Spare Tire Not Included)

WARRANTY

10 Year/100,000 Mile Limited Powertrain Warranty
 10 Year/100,000 Mile Limited Battery Warranty
 5 Year/60,000 Mile Limited Basic Warranty
 5 Year/60,000 Mile Roadside Assistance

MANUFACTURER'S SUGGESTED RETAIL PRICE ▶

\$ 53,000.00

COMPARE GT-LINE AWD FEATURES

Added to/in place of standard GT-Line RWD features

- Dual-Motor e-AWD (320hp, 446 lb-ft Torque)
- 20" Alloy Wheels w/ Black Finish
- Heat Pump
- Heated Steering Wheel
- Heated Rear Outboard Seats

Included
 Included
 Included
 Included
 Included

ADDITIONAL INSTALLED EQUIPMENT:

(In addition to or in place of standard features)

- Glacial White Pearl Paint
- GT-Line SynTex Suede Seat Package
- Carpeted Floor Mats
- Cargo Cover
- Cargo Tray w/Luggage Board
- NACS Charge Port DC Adapter
- Mud Guards (Special)
- Wheel Locks

\$495.00
 \$295.00
 \$240.00
 \$170.00
 \$140.00
 Included
 \$145.00
 \$80.00

MSRP INCLUDING OPTIONS

\$ 54,565.00


INLAND FREIGHT AND HANDLING

\$ 1,545.00

TOTAL MANUFACTURER'S SUGGESTED RETAIL PRICE ▶

\$ 56,110.00

TOTAL ADDITIONAL WEIGHT: 22.9



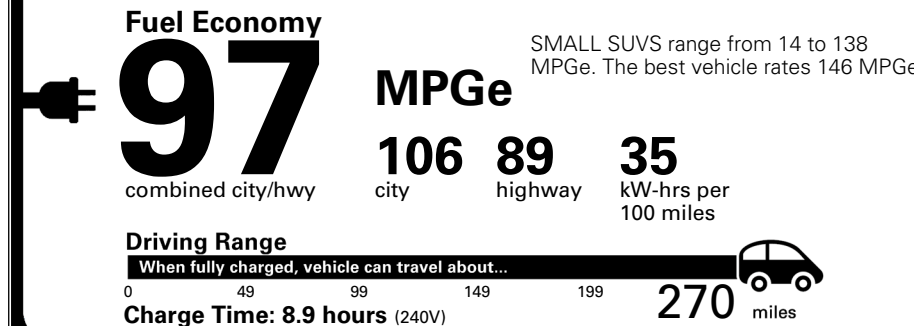
*Additional terms and conditions apply.

**Kia Connect may be currently unavailable for some Model Year 2022 and newer vehicles sold or purchased in Massachusetts; please see owners.kia.com for more information.

NOTE: When you purchase this vehicle, Kia America, Inc. collects personal information you provide to the dealership. For information on our collection and use of personal information and your rights, please see our Privacy Policy on www.kia.com.

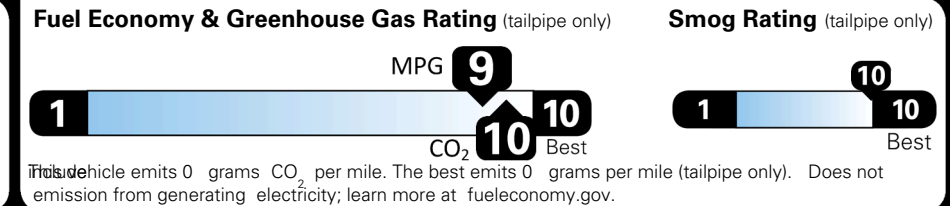
EPA DOT Fuel Economy and Environment

Electric Vehicle



You save \$4,000
 in fuel costs over 5 years compared to the average new vehicle.

Annual fuel cost \$900



Actual results will vary for many reasons, including driving conditions and how you drive and maintain your vehicle. The average new vehicle gets 29 MPG and costs \$8,500 to fuel over 5 years. Cost estimates are based on 15,000 miles per year at \$0.17 per kW-hr. MPGe is miles per gasoline gallon equivalent. Vehicle emissions are a significant cause of global warming and smog.

fueleconomy.gov

Calculate personalized estimates and compare vehicles



GOVERNMENT 5-STAR SAFETY RATINGS

Overall Vehicle Score ★★★★★

Based on the combined rating of frontal, side and rollover. Should ONLY be compared to other vehicles of similar size and weight.

Frontal Driver ★★★★★

Crash Passenger ★★★★★

Based on the risk of injury in a frontal impact. Should ONLY be compared to other vehicles of similar size and weight.

Side Front seat ★★★★★

Crash Rear seat ★★★★★

Star ratings based on the risk of injury in a side impact.

Rollover ★★★★★

Star ratings based on the risk of rollover in a single-vehicle crash.

Star ratings range from 1 to 5 stars (★★★★★) with 5 being the highest.

Source: National Highway Traffic Safety Administration (NHTSA).

www.safercar.gov or 1-888-327-4236

Manufacturer's suggested retail price includes Manufacturer's recommended pre-delivery service. License and title fees, state and local taxes and other dealer installed options and accessories are not included in the manufacturer's suggested retail price.

PARTS CONTENT INFORMATION

FOR VEHICLES IN THIS CAR LINE U.S./CANADIAN PARTS CONTENT: 75 %

MAJOR SOURCES OF FOREIGN PARTS: KOREA: 20%

NOTE: PARTS CONTENT DOES NOT INCLUDE FINAL ASSEMBLY, DISTRIBUTION, OR OTHER NON-PARTS COSTS.

FOR THIS VEHICLE FINAL ASSEMBLY POINT: WEST POINT, GA, USA

COUNTRY OF ORIGIN

ENGINE (MOTOR): USA

TRANSMISSION: USA